



Adult Teaching Suggestions

We hope you find these Pre-Key Stage Standard suggestions useful. Please be aware that the suggestions and resources mentioned are potential ways to check understanding relating to the relevant strands. Other resources may be needed in addition to those suggested.

Strand E

The pupil can copy and continue simple patterns using real-life materials (e.g. apple, orange, apple, orange).

Task

Activity One – Copy and Continue

Provide pupils with a range of real-life, practical materials, such as fruit, vegetables, natural materials, food items (check allergens), clothing and shells etc. to be able to copy and continue simple patterns.

Use the **Pattern Frames Activity Sheet** to provide a scaffold for pupils' patterns, setting out simple patterns for the pupils to continue. Ensure you activate the appropriate language for naming the real-life objects with pupils.

Activity Two – What's Missing?

Using a variety of real-life materials, arrange a simple repeating pattern, e.g. leaf, conker, leaf, conker. Next, leave a 'space' in the pattern to see if pupils can complete the pattern by inserting the correct item.

Repeat the activity with a variety of different real-life materials.

Activity Three – Food Sequencing

Set up repeating patterns using food items for pupils to copy and continue. Pupils can then use the **Workstation Food Sequences Pack** to apply their learning in a different context.

Discuss the food items using key language and support pupils with applying the correct naming vocabulary.

Pattern Frames

Pattern Frames

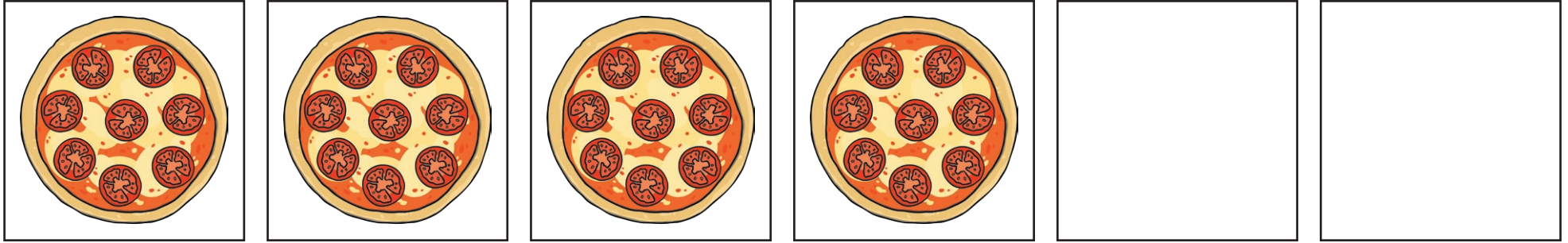
Pattern Frames

Pattern Frames

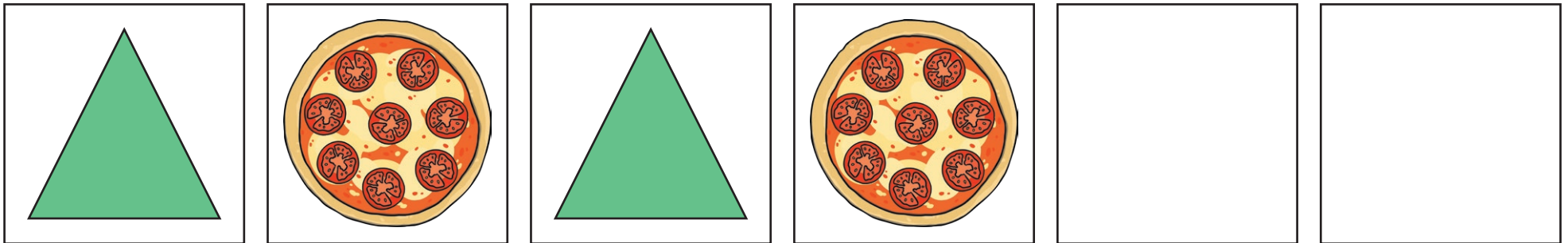
Pattern Frames

Pattern Frames


Finish The Pattern



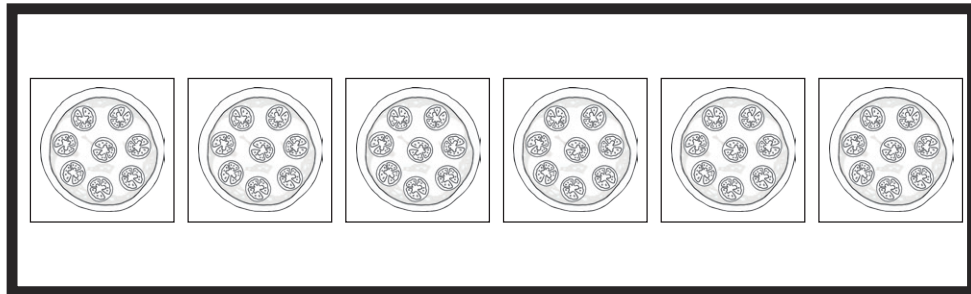
Finish The Pattern



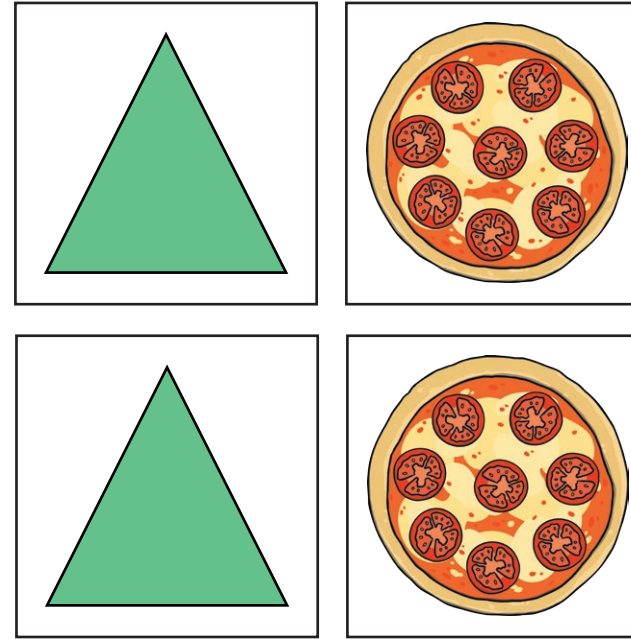
Items for the pattern:



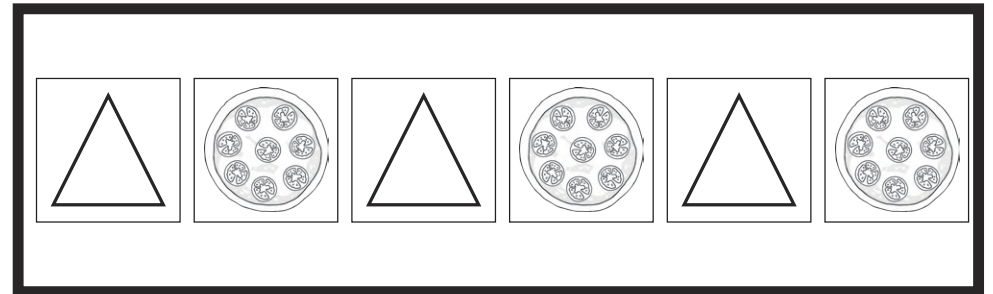
Picture of completed activity:



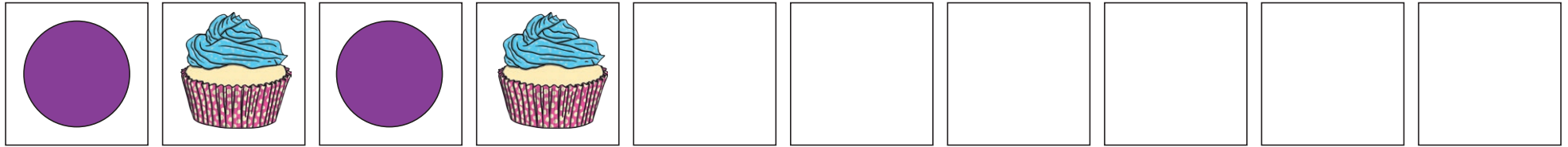
Items for the pattern:



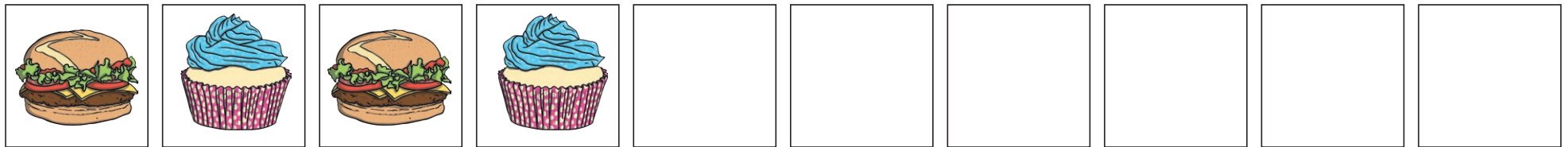
Picture of completed activity:



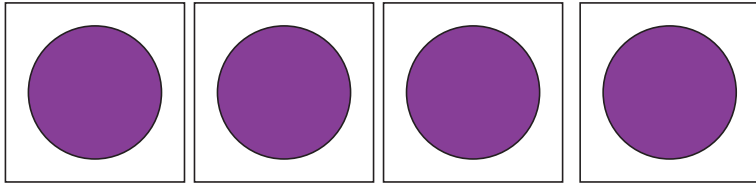
Finish The Pattern



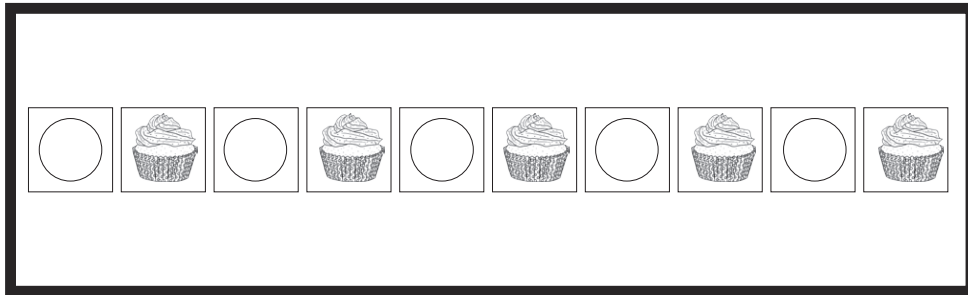
Finish The Pattern




Items for the pattern:




Picture of completed activity:




Items for the pattern:



Picture of completed activity:




Finish The Pattern




Finish The Pattern




Items for the pattern:



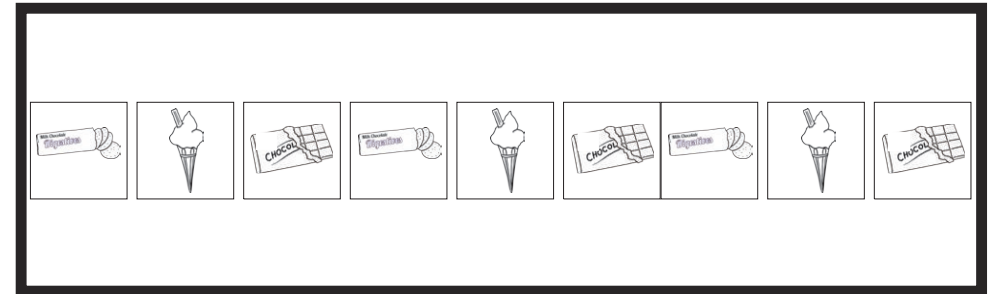
Picture of completed activity:



Items for the pattern:



Picture of completed activity:




Finish The Pattern




twinkl.co.uk

Finish The Pattern



twinkl.co.uk


Items for the pattern:



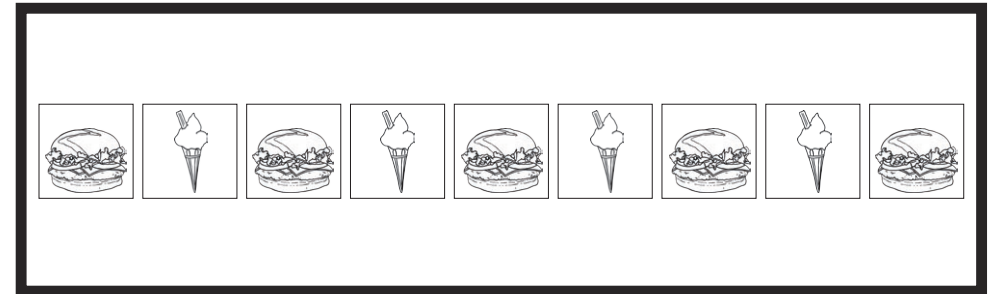
Picture of completed activity:




Items for the pattern:



Picture of completed activity:




Finish The Pattern




twinkl.co.uk

Finish The Pattern




twinkl.co.uk


Items for the pattern:



Picture of completed activity:



Items for the pattern:



Picture of completed activity:

